

# Pawling 2016 - Dances taught

TEACHER: PAT HOUGHTON

## THE CELEBRATION JIG J32 · 3/4L

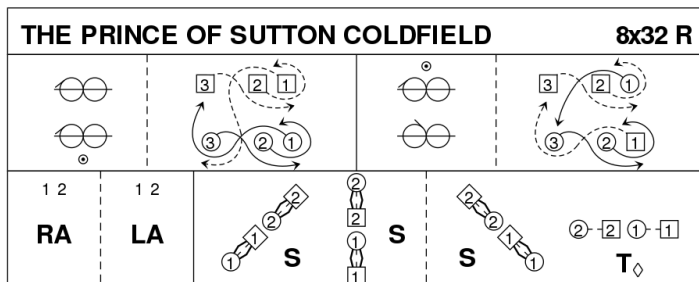
Roy Goldring: *Two Celebration Dances*

Technique Class

## THE PRINCE OF SUTTON COLDFIELD R32 · 3/4L

Rod Downey: *The Tuatara Collection · Crib: Eric Ferguson's SCD Cribs · Diagram: Keith Rose's Diagrams*

- 1- All Rsh Reels3 on own side, on [7-8] 1W cross up through 2Mpl **while** 1M crosses at the top (1x,2,3)
- 9- Repeat to places (1,2,3)
- 17- 1c+2c RHA ; LHA finishing in a line on 1diag, BHJ with P
- 25- 1c+2c set R, set L each cpl turning 3/8 to the R, to finish in line across | repeat to finish on 2diag ; repeat to finish on midline (2M,2W,1M,1W) | all petronella to (2,1,3)



Rod Downey, 2013, Tuatara Collection

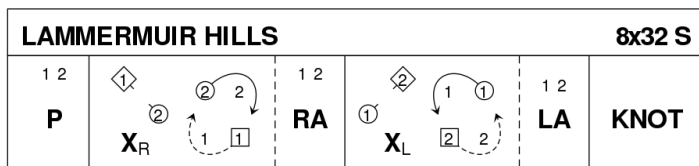
3C/4C longwise set.

Technique Class

## THE LAMMERMUIR HILLS S32 · 2/4L

Roy Goldring: *Wells House and other strathspeys · Crib: MiniCribs · Diagram: Keith Rose's Diagrams*

- 1-8 1s+2s dance Diamond Poussette
- 9-16 1L+2M cross RH & cast behind partners back to original places, 1s+2s dance RH across
- 17-24 1M+2L cross LH & cast behind partners back to original places, 1s+2s dance LH across
- 25-32 1s+2s dance the Knot



Roy Goldring, Wells House

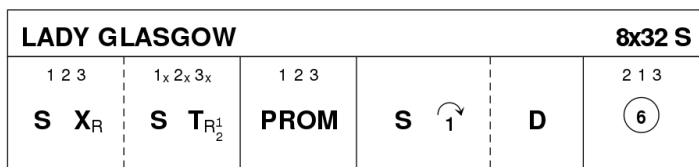
2C/4C longwise set

Basic Class

## LADY GLASGOW S32 · 3/4L

Miss Milligan's *Miscellany of Scottish Country Dances · Crib: MiniCribs · Diagram: Keith Rose's Diagrams*

- 1-8 1s+2s+3s set cross RH, set & 1/2 turn RH into Promenade hold
- 9-16 1s+2s+3s Promenade
- 17-24 1s set & cast to 2nd place, 1s dance DoSiDo
- 25-32 2s+1s+3s circle 6H round & back



RSCDS MMM 1.27

3C/4C longwise set.

Basic Class

## THE SHORTFIELD JIG J40 · 3/4L

Peter Loveland: *Three Hands Across · Crib: MiniCribs*

- 1-8 1 turn RH & cast 1 place, 2s+1s+3s set & 2s & 3s cross LH **while** 1s turn LH to face 3rd corner pstrn
- 9-16 1s dance Hello-Goodbye setting & 1s petronella turn to 2nd place opposite sides
- 17-24 1s dance 1/2 reels of 3 across (1L with 2s, 1M with 3s), 1s dance 1/2 reels across with other couple
- 25-32 2s+1s+3s Set+Link for 3 twice
- 33-40 3s+1s+2s chase clockwise 1/2 way, all set & cross RH

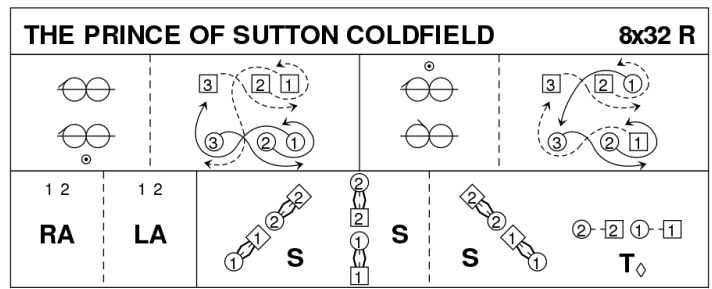
Social Class

# THE PRINCE OF SUTTON COLDFIELD

R32 · 3/4L

Rod Downey: *The Tuatara Collection · Crib: Eric Ferguson's SCD Cribbs · Diagram: Keith Rose's Diagrams*

- 1- All Rsh Reels 3 on own side, on [7-8] 1W cross up through 2Mpl while 1M crosses at the top (1x,2,3)
- 9- Repeat to places (1,2,3)
- 17- 1c+2c RHA ; LHA finishing in a line on 1diag, BHJ with P
- 25- 1c+2c set R, set L each cpl turning 3/8 to the R, to finish in line across | repeat to finish on 2diag ; repeat to finish on midline (2M,2W,1M,1W) | all petronella to (2,1,3)



Rod Downey, 2013, Tuatara Collection

3C/4C longwise set.

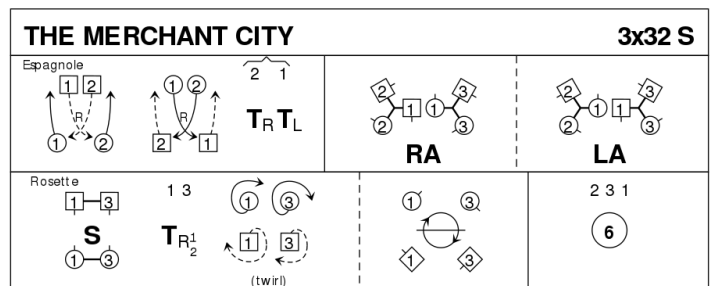
Social Class

# THE MERCHANT CITY

S32 · 3/3L

Anne Thorn: *Magic of Music, Book 2 · Crib: MiniCribbs · Diagram: Keith Rose's Diagrams*

- 1-8 1s & 2s dance the Espagnole:  
1-2 1s+2s cross (Ladies lead across RH passing between Men) with Ladies changing places RH  
3-4 1s+2s cross back (Men lead across RH between Ladies) with Men changing places RH  
5-8 2s turn RH as 1s turn LH
- 9-16 1M with 3s, 1L with 2 dance RH Across, 1s pass by right; 1M with 2s, 1L with 3s dance LH Across (2 1 3)
- 17-24 1s & 3s dance the Rosette:  
17-20 1s & 3s set, turn ptrn RH 1/2 way, face ptrn, drop hands and cast by right towards ptrn's place  
21-24 1s & 3s dance clockwise 1/2 way round to new positions (2 3 1)
- 25-32 2s, 3s & 1s dance 6 hands round and back



Anne Thorn, Glasgow Branch 90th Anniversary

3C/3C longwise set.

Social Class

# DANCING THROUGH THE GENERATIONS

R32 · 3+3RR

Anne Thorn: *The Magic of Music · Crib: Eric Ferguson's SCD Cribbs*

- 1-- All Circle6 and back
- 9-- Middles Petronella to make facing lines across | all set ; middles repeat (trio faces trio) | All set
- 17-- Outsides RHA ; and chase around middles half way round
- 25-- Each trio 1/2 Reel 3, middle giving Rsh to dancer on his R ; All turn person opposite RH to face the same way as originally, and meet next trio

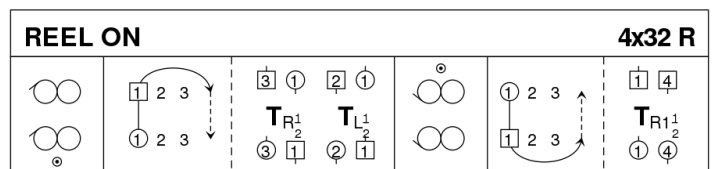
Sunday Combined Class

# REEL ON

R32 · 4/4L

Roy Goldring: *Graded and Social Dances 3 - 16 Dances · Crib: MiniCribbs · Diagram: Keith Rose's Diagrams*

- 1-8 1s dance RSh reels of 3 on sides. 1L ends facing out with partner behind her
- 9-16 1L followed by partner casts 2 places & cross to opp sides, 3L+1M also 3M+1L change pls RH then 2L & 1M also 2M & 1L change pls LH. (1)2 3 4
- 17-24 1s dance LSh reels of 3 on sides & 1L ends facing out.
- 25-32 1L followed by partner casts 2 places & cross to own sides, 1L+4L also 1M+4M turn RH 1.1/2 times. 2 3 4 1



Roy Goldring, Graded & Social Dances 3

4C/4C longwise set.

Sunday Combined Class

# TEACHER: ROBERT MCOWEN

## THE KISSING BRIDGE R32 · 3/4L

Romaine Butterfield: RSCDS XLVII 9 · Crib: MiniCribbs · Diagram: Keith Rose's Diagrams

- 1-8 1s cast & dance behind lines to bottom & turn outwards to dance back to top
- 9-16 1s cross down to dance reels of 3 on opposite sides to end in partners place
- 17-24 1s lead down middle & cross to own sides (Lady under Mans arm), 1s lead up to top & end facing partner with 2H joined
- 25-32 1s+2s dance Poussette 2 1 3

THE KISSING BRIDGE			8x32 R
		1x  $T_{R_2}^1$ L under M's R arm	1 2 <b>P</b>
Romaine Butterfield, RSCDS Book 47.9			3C/4C longwise set.

Basic Class

## THE FLIGHT OF THE FALCON J32 · 3/4L

Barry Priddey: Anniversary Tensome · Crib: MiniCribbs · Diagram: Keith Rose's Diagrams

- 1-8 1s set, cast 1 place & turn LH to 1M facing his 1st corner with his partner behind him
- 9-16 1M followed by partner dance a full RSh diagonal Alternating Tandem reel of 3 with 1st corners & end facing Ladies 2nd corner
- 17-24 1M followed by partner dance a RSh Alternating Tandem reel of 3 with 2nd corners & 1s end facing own 1st corners
- 25-32 1s turn 1st corners RH, 2nd corner RH & dance back to 2nd place own sides

THE FLIGHT OF THE FALCON			8x32 J
<b>S</b> 1 $T_{L_4}^1$	 Change lead on bars 3 & 7	 Change lead on bars 3 & 7	$T_R$ $T_R$ X
Barry Priddey, Anniversary Tensome			3C/4C longwise set.

Basic Class

## DOWN ON YON BANK S32 · 3/4L

Scottish Country Dances of The 18th Century · Diagram: Keith Rose's Diagrams

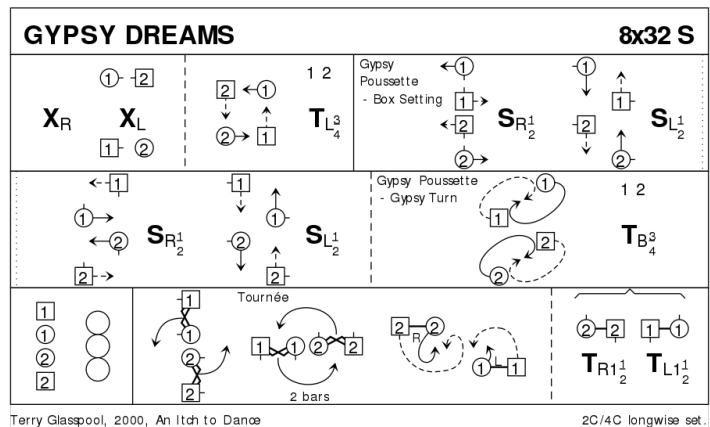
DOWN ON YON BANK			8x32 S
<b>S</b> 1	 <b>S</b>	 <b>S</b>	 <b>S</b>
 $T_B$	 <b>S</b>	 $T_B$	 $T_{R_4}^3$
SCD of the 18th Century			3C/4C longwise set.

Social Class

## GYPSY DREAMS S32 · 2/4L

Terry Glasspool: *An Itch to Dance* · Crib: *MiniCribs* · Diagram: *Keith Rose's Diagrams*

- 1-8** 1s cross RH & 1/2 turn 2s LH on sides, 2s+1s chase anticlockwise 1 pl & 3/4 turn ptrns LH into centre to a line of 4 across (Ladies BtoB facing ptrns)
- 9-16** All dance Gypsy Poussette :  
Box setting:  
**9** All set to the right turning 1/4 turn to right  
**10** All set to the left (facing away from partner) & 1/4 turn to right  
**11** All set to the right (facing partner, Men pass BtoB) & 1/4 turn to right  
**12** All set to the left (facing away from partner & passing BtoB) & no turn, partners now facing away from each other (but not lined up back to back)  
Gypsy turn:  
**13-14** All cast to right & dance around partners 1/2 way to face partners  
**15-16** All 3/4 turn partners 2H into a line across, Men back to back in middle
- 17-24** 1s+2s dance reel of 4 across ending in prom hold, 2s facing down & 1s facing up (Men with partner on their right)
- 25-32** 1s+2s wheel round anticlockwise 1/4 way to dance the Tournee :  
1s+2s dance into prom hold (Men with ptrnr on right, 1s face M's side & 2s L's side), couples 1/2 wheel anticlockwise & Men turn Ladies into middle, both couples turn 1.1/2 times (2s RH, 1s LH) & dance out to places



Terry Glasspool, 2000, *An Itch to Dance*

2C/4C longwise set.

Social Class

## SPRING IN HELENSBURGH R40 · 3/4L

Brian Charlton: *Waratah Collection* · Crib: *MiniCribs*

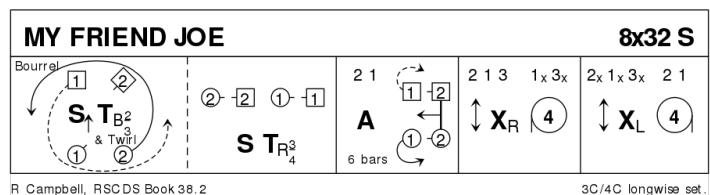
- 1-8** 1s set, cast 2 places, cross passing RSh & cast up to 2nd place opposite sides
- 9-16** 2s+1s+3s dance reel of 3 on sides (1s dancing up between 2s to start)
- 17-24** 1s dance reels of 3 across, 1M with 2s (LSh to 2M) & 1L with 3s (LSh to 3L), 1s end BtoB facing 1st corners
- 25-36** 1s Dance to Each Corner & Set:  
**25-26** 1s change places with 1st cnrns passing RSh & 1st corners pass RSh with a 1/4 turn to right in centre to face 2nd corners (as 2nd corners set),  
**27-28** Original 1st cnrns change places with 2nd cnrns passing RSh & 2nd cnrns pass RSh with a 1/4 turn to right to face 1s in 3rd cnrn (pstrn) as 1s set  
**29-30** Original 2nd corners change places with 1s passing RSh & 1s pass RSh with a 1/4 turn to right to face 2nd corner (pstrn) as orig 1st corners set  
**31-36** Repeat this Fig once more until 1s meet again in centre with 3s & 2s in 1st & 3rd places opposite sides
- 37-40** Corners chase clockwise 1/2 way **while** 1s turn RH & end in 2nd places

Social Class

## MY FRIEND JOE S32 · 3/4L

Robert M Campbell: *RSCDS XXXVIII 2* · Crib: *MiniCribs* · Diagram: *Keith Rose's Diagrams*

- 1-8** 1s+2s dance the Bourrel & end facing up for Allemande : -  
1M+2L set advancing, 3/4 turn 2H & twirl to end BtoB (Lady facing up & Man down) **while** partners chase anticlockwise 1/2 way  
set & turn RH to face up for Allemande
- 9-16** 2s+1s dance Allemande (5 bars) & dance into middle  
M turning partners under their right arms to face up,  
1s cast & 2s lead up
- 17-24** 2s+1s+3s Adv+Ret 1 step, cross RH, 1s+3s circle 4H round to left
- 25-32** 2s+1s+3s Adv+Ret 1 step, cross LH, 2s+1s circle 4H round to right



R Campbell, *RSCDS Book 38.2*

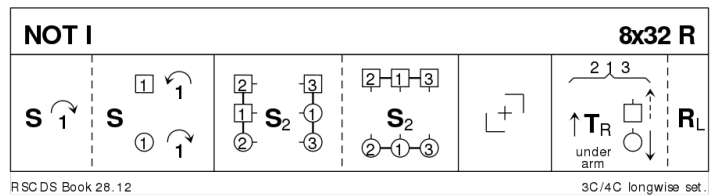
3C/4C longwise set.

Technique Class

**NOT I** R32 · 3/4L

RSCDS XXVIII 12 · Crib: MiniCribbs · Diagram: Keith Rose's Diagrams

- 1-8 1s set, cast to 2nd place, set & 1L casts up to end between 2s facing down as 1M cast down to end between 3s facing up
- 9-16 2s+1s+3s set twice with 1s petronella turning to Left to own sides, 2s+1s+3s set on sides & 1s cross to 1st corners
- 17-24 1s turn 1st corners RH, turn partners LH, turn 2nd corners RH & turn partner LH to 2nd place own sides
- 25-32 2s+1s+3s advance for 2, give RH to partner & Lady turns under Man's arm, Lady dances back to place as Man retires, 2s+1s+3s repeat using LH

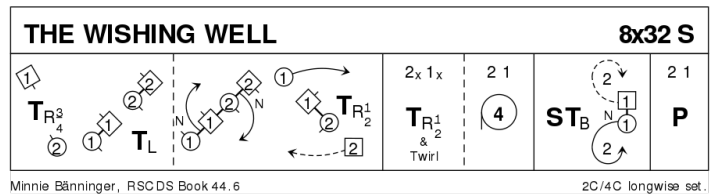


Technique Class

**THE WISHING WELL** S32 · 2/4L

Minnie Bänninger: RSCDS XLIV 6 · Crib: MiniCribbs · Diagram: Keith Rose's Diagrams

- 1-4 1L+2M 3/4 turn RH, turn partners LH once round, 1L+2M again join RH & nearer hand to partner who has turned left about turn to face clockwise
- 5-8 1s+2s rotate clockwise 1 place, partners dance on 1 more place while 1L+2M continue turn to place opposite partner in order (2)(1)
- 9-16 2s+1s 1/2 turn partners RH & twirl to own sides, 2s+1s circle 4H round to left
- 17-24 1s set, turn 2H, dance up & cast to 2nd place
- 25-32 2s+1s dance Diamond Poussette



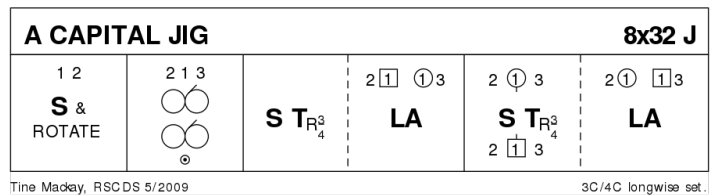
Sunday Combined Class

**TEACHER: TIM WILSON**

**A CAPITAL JIG** J32 · 3/4L

Tine E MacKay: Magazine Dances 2005-2009 · Crib: MiniCribbs · Diagram: Keith Rose's Diagrams

- 1-8 1s+2s Set & Rotate & end 1s facing up, 2s down: Set, rotate singly & dance on 1 place clockwise, change places RH on sides & dance on 1 place to own sides (1s in 2nd place facing up)
- 9-16 1s dance reels of 3 on own sides (RSh to 2s)
- 17-24 1s set & turn RH to face own sides, 1s dance LH across (1L with 2s, 1M with 3s) to end 2nd place opposite sides
- 25-32 1s set & turn RH to face opposite sides, 1s dance LH across (1M with 2s, 1L with 3s) ending 2nd place own sides

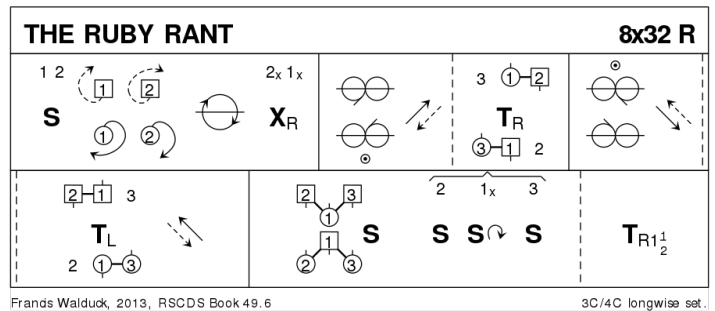


Social Class

**THE RUBY RANT** R32 · 3/4L

Francis Walduck: RSCDS XLIX 6 · Crib: MiniCribbs · Diagram: Keith Rose's Diagrams

- 1-8 1s+2s set, pull back RSh, dance 2 places clockwise, cross RH to own sides. 1s face out
- 9-12 2s+1s+3s dance 1/2 reels of 3 on sides (1M+2M also 1L+3L pass RSh) Bars 11-12: 1L (from 3L place) & 1M (from 1M place) dance across to 2nd place opp sides & face out
- 13-16 3M+1L also 1M+2L turn RH
- 17-20 3s+1s+2s dance 1/2 reels of 3 on sides (1L+2M also 1M+3L pass LSh) Bars 19-20: 1L (from 3M place) & 1M (from 1L place) dance across to 2nd place own sides & face out
- 21-24 2L+1L also 1M+3M turn LH, 1s passing LSh to B-to-B facing opp sides (2L+3M dance 4 bars)
- 25-32 2s+1s+3s set as Double Triangles. All set again as 1s turn Right about to face & turn RH 1.1/2 to 2nd place own sides

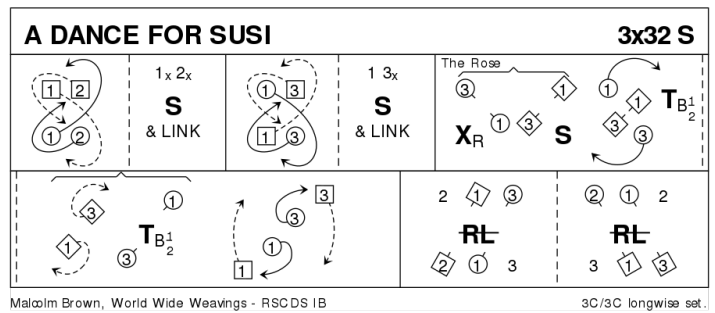


Social Class

## A DANCE FOR SUSI S32 · 3/3L

Malcolm Brown: World Wide Weavings · Crib: Eric Ferguson's SCD Crib · Diagram: Keith Rose's Diagrams

- 1-- 1c+2c ½ DbIFig8 (1c cross down) : 1c+2c Set&Link (2x,1x,3)
- 9-- 1c+3c repeat (2x,3x,1)
- 17-- 3c+1c "Rose Progression": 3M+1M change place RH | cast 1 place clw ; turn BH ½, face and twirl away while(8) 3W+1W set | turn BH ½, face and twirl away | cross to other side (2x,1,3x)
- 25-- ½ Diag R&L to the R ; ½ Diag R&L to the L (3,1,2)

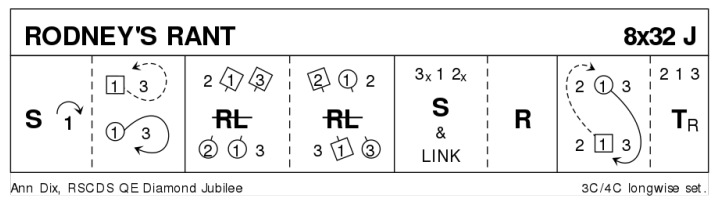


Technique Class

## RODNEY'S RANT J32 · 3/4L

Ann Dix: QE Diamond Jubilee Dances · Crib: MiniCrib · Diagram: Keith Rose's Diagrams

- 1-8 1s set & cast 1 place, dance down between 3s & cast up to 2nd places
- 9-16 1s dance diagonal R&L. (3)1(2)
- 17-24 All Set&Link for 3 twice. 2(1)3
- 25-32 1L dances 1/2 Fig of 8 with 2s as 1M dances 1/2 Fig of 8 with 3s, all turn partners RH

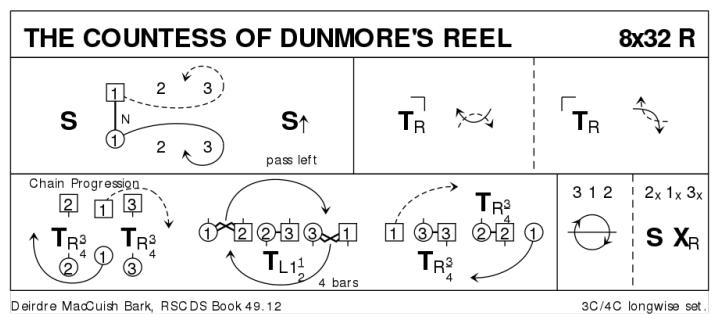


Technique Class

## THE COUNTESS OF DUNMORE'S REEL R32 · 3/4L

Deirdre MacCuish Bark: RSCDS XLIX 12 · Crib: MiniCrib · Diagram: Keith Rose's Diagrams

- 1-8 1s set, dance down below 3s, cast up to 2nd place & set advancing to face 1st corners (2s step up 3-4)
- 9-16 1s turn 1st corners RH, pass RSh, turn 2nd corners RH, pass RSh to 2nd place own side facing out (corners dance 4 bars)
- 17-24 2s+1s+3s dance Chain Progression:  
 17-18 1M casts up, 1L casts down as 2s+3s turn 3/4 RH into line up/down set  
 19-22 1M+2L & 1L+3M, in prom hold dance clockwise to opp end of line as 2M+3M (in middle) turn 1.1/2 LH  
 23-24 1s dance clockwise to 2nd place own side as 3s+2s turn partners 3/4 RH to own sides. All face clockwise 3 1 2
- 25-32 3s+1s+2s dance clockwise 1/2 round set. All set, cross RH to own sides. 2 1 3

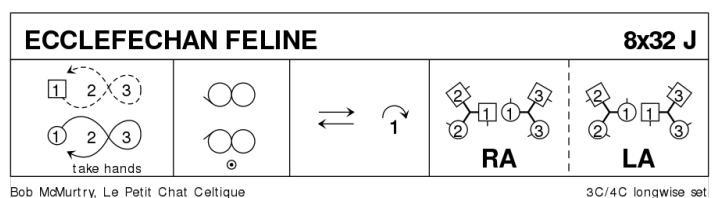


Basic Class

## ECCLEFECHAN FELINE J32 · 3/4L

Bob McMurtry: Le Petit Chat Celtique · Crib: MiniCrib · Diagram: Keith Rose's Diagrams

- 1-8 1s dance Fig. 8 on own sides (1s dance in/down to start), taking nearer hands where possible
- 9-16 1s+2s+3s mirror (reflection) reels on own sides (1s in/down, 2s out/up, 3s in/up to start)
- 17-24 1s lead down (3 bars), lead back up (3 bars) cast into 2nd place own sides
- 25-32 1M with 3s, 1L with 2s, dance RH across, 1s pass RSh to dance LH across other end (1M with 2s, 1L with 3s)



Sunday Combined Class